

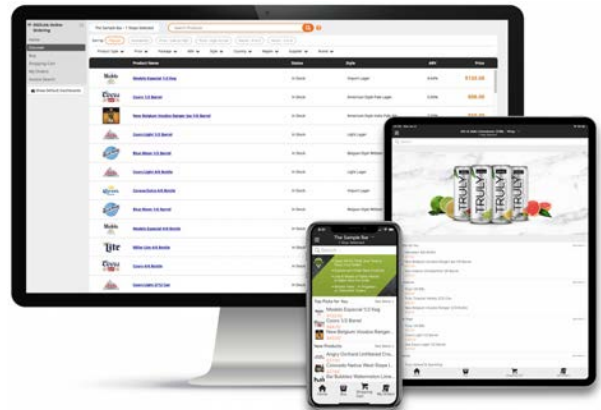


ONLINE ORDERING WITH DSDLINK

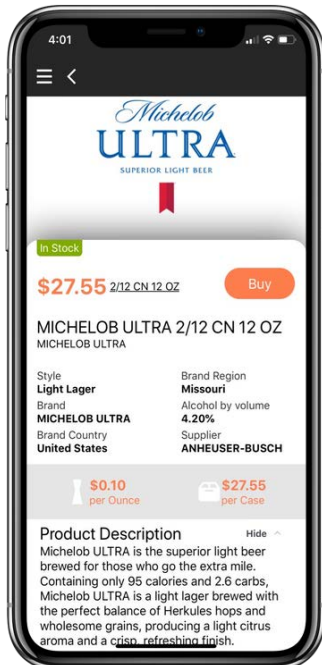
Place your beverage orders, browse our portfolio, or pay your invoices anywhere, at any time, on any device with DSDLink. Be informed with up-to-date pricing, inventory information, product specs, account information, and delivery notifications.

DOWNLOAD & GET STARTED IN MINUTES

1. Search for 'DSDLink' on the App Store/ Google Play to download the app or visit DSDLink.com to access the desktop version.
2. Sign up with your email address.
3. Link to your distributors
4. . Begin placing orders!



ORDER ANYWHERE AT ANYTIME!



- Explore new products
- Place orders your next scheduled delivery
- Use recent sales history to right-size the order for products
- Take advantage of discounts and promotions
- Browse our entire portfolio
- Pay Online
- Order for multiple accounts

TRACK YOUR ORDERS

- Follow your delivery with 'Delivery Tracker'
- Edit upcoming orders for any last minute changes
- Be informed with accurate pricing for the day of delivery
- View previous orders and account history
- Enroll in delivery notifications

POWERED BY





GET STARTED WITH YOUR SMARTPHONE/TABLET

1. Sign up

- Download DSDLink from the App Store or Google Play
- Tap 'Sign up'
- Enter your Email, Full Name, & Mobile Number
- Tap sign up again



2. Receive Email/Reset Password

- Login to to your email on your phone
- Wait for an email from Info@dsdlink.com
- Open the email and tap 'Reset Password'
- Enter an 8+ character password
- Follow the prompts to return to the application



3. Link Your Business to your Distributors

- Log in with your email/password
- Swipe through or skip the tutorial
- Tap on the 'Add a link' button at the top
- Search and select your distributor
- Enter a previous invoice number & your customerID
- Tap 'Add a link'

GET STARTED WITH YOUR COMPUTER

1. Sign up

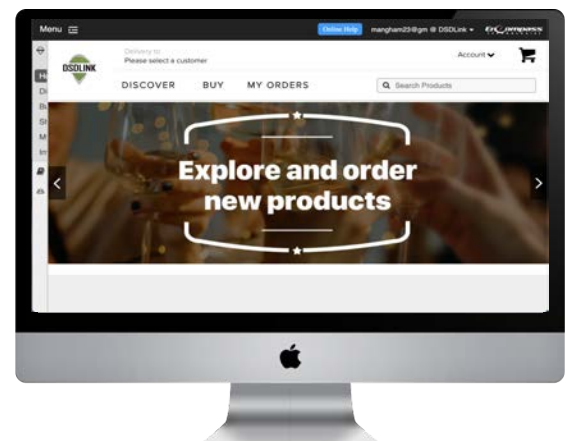
- Go to DSDLink.com
- Select 'create a free account'
- Enter your Email, Full Name & Mobile Number.

2. Receive Email/Reset Password

- Login to to your email
- Wait for an email from Info@dsdlink.com
- Open the email and tap 'Reset Password'
- Enter an 8+ character password

3. Link Your Business to your Distributors

- Select 'Add a link'
- Search and select your distributor
- Enter a previous invoice number from them & your customer ID
- Click Confirm





QUICK START: HOW TO USE DSDLINK

HOW TO PLACE AN ORDER:

1. Go to the BUY page → The buy page displays products you are **currently** purchasing
2. Search the buy page with the search box. Search all products by clicking on orange magnifying glass
3. Enter in the quantities you would like to buy in the purchase box
 - i. Click on 'sales history' to view the quantities you previously purchased
 - ii. Click on the product name to view additional product information
 - iii. Take inventory in the inventory box (optional)
4. Go to the shopping cart
5. Select place order. This order will be placed for your next scheduled delivery
 - i. Have a keg to pick up? Enter them in the memo box in the shopping cart

HOW TO DISCOVER NEW PRODUCTS:

1. Go to the DISCOVER PAGE → The discover page shows you all of the products available for you to buy
2. Search for a keyword or filter the page by the preset categories
3. Click on the product
4. Enter the quantity you would like to add
5. Click Add

**Tip: You can go from the buy page to the discover page by clicking on the orange icon in top right*

HOW TO VIEW OR EDIT PREVIOUS ORDERS:

1. Go to the MY ORDERS page → The my order page is where you can find your current & past orders
2. Click to view your order details or access a copy of your invoice PDF
3. Click 'edit' to make changes to an existing order
4. Add the products you would like to add and then click back into the shopping cart
5. Click submit order

HOW TO VIEW PAYMENT HISTORY & AR:

1. Click on menu in the top right corner
 - APP: Click on 'paylink' → view bills
 - WEBSITE: Click on 'invoice search'
2. Select AR account and enter in start & end date
3. Click view

Need Help? Reach out to your sales representative
or email: support@dsdlink.com